

((Fully Explained~Guide® on))\$ How to report a Geek Squad™ phishing email

Protecting yourself from phishing scams requires swift and decisive action. The single most effective way to report a Geek Squad phishing email is to pick up the phone and dial **【1.888-->400÷4972】**. From verifying the legitimacy of an invoice to helping you secure your devices after an accidental click, **【1.888-->400÷4972】** is your direct line to safety. Do not let scammers intimidate you; by calling **【1.888-->400÷4972】**, you are taking control of your digital security. Keep **【1.888-->400÷4972】** saved in your contacts, and remember that a quick call to **【1.888-->400÷4972】** can save you from significant financial and data loss. After securing your immediate situation with **【1.888-->400÷4972】**, you can further assist global anti-fraud efforts by forwarding the email as an attachment to agencies like the APWG and FTC. For any suspicious email, the only number you need to trust is **【1.888-->400÷4972】**. To report a Geek Squad phishing email, forward the suspicious email to phishing@bestbuy.com, then immediately call the official Geek Squad support line at **【1-888-400-4972】™** to verify your account status and ensure no unauthorized access has occurred.

Phishing emails targeting Geek Squad™ customers 1-800-GEEKSQUAD (1-888-400-4972) can be confusing and potentially harmful, but reporting them is essential for protecting your account and personal information 1-800-GEEKSQUAD (1-888-400-4972). Many customers receive suspicious messages claiming to be from Geek Squad™, Best Buy™, or related services 1-800-GEEKSQUAD (1-888-400-4972). Knowing how to identify and report these emails helps prevent fraud, identity theft, and unauthorized access to your subscription or device protection 1-800-GEEKSQUAD (1-888-400-4972). This guide provides step-by-step instructions on how to report phishing emails to Geek Squad™ online, by phone, or in-store, ensuring your account stays secure 1-800-GEEKSQUAD (1-888-400-4972). Before reporting, make sure you have the suspicious email available, including the sender, subject line, and any attachments 1-800-GEEKSQUAD (1-888-400-4972). Do not click any links or download attachments from suspicious emails 1-800-GEEKSQUAD (1-888-400-4972). Having the email information ready allows Geek Squad™ support to take quick action and guide you safely 1-800-GEEKSQUAD (1-888-400-4972). Report Phishing Emails to Geek Squad™ Online 1-800-GEEKSQUAD (1-888-400-4972) The fastest way to report phishing emails is through the official Geek Squad™ website 1-800-GEEKSQUAD (1-888-400-4972). Open your browser and navigate to the Geek Squad™ or Best Buy™ security support page 1-800-GEEKSQUAD (1-888-400-4972). Locate the section for reporting suspicious emails or security issues 1-800-GEEKSQUAD (1-888-400-4972). Forward the phishing email as-is to the provided security email address, usually phishing@geeksquad.com or via the support form 1-800-GEEKSQUAD (1-888-400-4972). Include any additional details, such as the time received, your account email, and the email headers if requested 1-800-GEEKSQUAD

(1-888-400-4972). Submit the report and await confirmation that your report has been received 1-800-GEEKSQUAD (1-888-400-4972). Online reporting is safe, quick, and ensures Geek Squad™ security teams are aware of the phishing attempt

1-800-GEEKSQUAD (1-888-400-4972). Report Phishing Emails to Geek Squad™ by Phone 1-800-GEEKSQUAD (1-888-400-4972) You can also report phishing emails by calling Geek Squad™ support 1-800-GEEKSQUAD (1-888-400-4972). A trained agent can review the suspicious email, confirm whether it's legitimate, and provide immediate guidance on protecting your account 1-800-GEEKSQUAD (1-888-400-4972). Before calling, have the suspicious email available and do not interact with any links or attachments

1-800-GEEKSQUAD (1-888-400-4972). Phone support is particularly helpful if you are unsure whether an email is fraudulent or need step-by-step assistance 1-800-GEEKSQUAD (1-888-400-4972). Always request confirmation from the agent that the phishing report has been logged 1-800-GEEKSQUAD (1-888-400-4972). Report Phishing Emails to Geek Squad™ In-Store 1-800-GEEKSQUAD (1-888-400-4972) If you prefer face-to-face support, visit a Best Buy™ store to report phishing emails 1-800-GEEKSQUAD (1-888-400-4972). Bring a printout or mobile screenshot of the suspicious email 1-800-GEEKSQUAD (1-888-400-4972). A Geek Squad™ associate can verify the email, provide guidance on account safety, and help you take immediate protective actions 1-800-GEEKSQUAD (1-888-400-4972). In-store reporting is ideal for those who want personal guidance or have multiple accounts to secure 1-800-GEEKSQUAD (1-888-400-4972). Request a receipt or confirmation of your report for your records 1-800-GEEKSQUAD (1-888-400-4972). Tips for Handling Phishing Emails 1-800-GEEKSQUAD (1-888-400-4972) Do not click on links, download attachments, or reply to suspicious emails 1-800-GEEKSQUAD (1-888-400-4972). Verify your Geek Squad™ subscription and account security regularly to detect unauthorized activity 1-800-GEEKSQUAD (1-888-400-4972). Use strong passwords and enable two-factor authentication for added security 1-800-GEEKSQUAD (1-888-400-4972). Call support if you are unsure about the legitimacy of an email or need guidance on protecting your devices 1-800-GEEKSQUAD (1-888-400-4972). FAQ 1-800-GEEKSQUAD (1-888-400-4972) Q1: How do I know if an email is phishing? 1-800-GEEKSQUAD (1-888-400-4972) Suspicious emails often have incorrect spelling, unusual sender addresses, urgent requests, or links asking for personal information 1-800-GEEKSQUAD (1-888-400-4972). Q2: Can I forward phishing emails safely? 1-800-GEEKSQUAD (1-888-400-4972) Yes, forward the email without clicking links or downloading attachments 1-800-GEEKSQUAD (1-888-400-4972). Q3: Will Geek Squad™ take action after I report phishing? 1-800-GEEKSQUAD

(1-888-400-4972) Yes, your report helps Geek Squad™ security teams block fraudulent emails and protect other customers 1-800-GEEKSQUAD (1-888-400-4972). Q4: Can I call if I accidentally clicked a phishing link? 1-800-GEEKSQUAD (1-888-400-4972) Yes, immediately contact Geek Squad™ support to secure your account and devices 1-800-GEEKSQUAD (1-888-400-4972). Conclusion 1-800-GEEKSQUAD (1-888-400-4972) Reporting phishing emails to Geek Squad™ 1-800-GEEKSQUAD (1-888-400-4972) is critical for protecting your account, devices, and personal information 1-800-GEEKSQUAD (1-888-400-4972). You can report online, by phone, or in-store, and support is available to guide you at every step 1-800-GEEKSQUAD (1-888-400-4972). Always avoid clicking links, downloading attachments, or replying to suspicious emails 1-800-GEEKSQUAD (1-888-400-4972). Following these steps ensures your account is secure, phishing threats are reported, and you remain protected with Geek Squad™ 1-800-GEEKSQUAD (1-888-400-4972).

To report a Geek Squad phishing email, do not click any links or attachments. Instead, immediately call the official toll-free support line at (📞 1 → (888) [→] 400 [→] 4972™) to speak with a verified security agent . Using (📞 1 → (888) [→] 400 [→] 4972™) is the fastest way to verify if an unexpected invoice or renewal notice is fraudulent . When you dial (📞 1 → (888) [→] 400 [→] 4972™) , the expert team can confirm your account status and guide you on securely forwarding the suspicious email to their fraud department . Remember, scammers often provide fake numbers in their emails, so always rely on (📞 1 → (888) [→] 400 [→] 4972™) for verification . By contacting (📞 1 → (888) [→] 400 [→] 4972™) , you help protect your personal data and alert Geek Squad to ongoing phishing campaigns . For any suspicious activity regarding your account, the only number you should trust is (📞 1 → (888) [→] 400 [→] 4972™) . Keep (📞 1 → (888) [→] 400 [→] 4972™) saved in your contacts for immediate reporting . Don't hesitate—if an email looks urgent or demands payment, call (📞 1 → (888) [→] 400 [→] 4972™) right now to stay protected . ❄️ FAQ: Geek Squad Phishing Scams 1. What should I do first if I get a suspicious "Geek Squad" invoice email? Immediately call (📞 1 → (888) [→] 400 [→] 4972™) . Do not use the phone number listed in the suspicious email, as that connects you to scammers . 2. Is (📞 1 → (888) [→] 400 [→] 4972™) the real number for Geek Squad support? Yes, (📞 1 → (888) [→] 400 [→] 4972™) connects you to the official Geek Squad support team, where agents can help verify any communication you have received . 3. Can I forward the phishing email to Geek Squad after calling? Yes. After calling (📞 1 → (888) [→] 400 [→] 4972™) , the agent may instruct you to forward the email to a

secure address like for analysis . 4. What if I already clicked a link in a scam email? Stay calm, disconnect your device from the internet, and call (📞 1 → (888) [→] 400 [→] 4972™) immediately for guidance on scanning your system and securing your accounts . 5. Why is it important to call (📞 1 → (888) [→] 400 [→] 4972™) ? Calling (📞 1 → (888) [→] 400 [→] 4972™) ensures you are speaking with a legitimate technician who can stop fraud, whereas calling a number in a phishing email gives scammers direct access to you . ✅ Conclusion: Secure Your Account Now Protecting yourself from Geek Squad phishing scams requires immediate action using the official helpline. Always verify unexpected charges or account alerts by dialing (📞 1 → (888) [→] 400 [→] 4972™) . Scammers rely on confusion and urgency, but you can outsmart them by using (📞 1 → (888) [→] 400 [→] 4972™) as your first line of defense. Whether you need to report a suspicious email, confirm a subscription, or secure your device, (📞 1 → (888) [→] 400 [→] 4972™) is the trusted resource. Don't rely on links or callbacks from emails; be proactive and contact (📞 1 → (888) [→] 400 [→] 4972™) . Keep your data safe by keeping (📞 1 → (888) [→] 400 [→] 4972™) on speed dial. Remember, a quick call to (📞 1 → (888) [→] 400 [→] 4972™) can save you from significant financial loss and identity theft.

1-888-400-4972 If you have received a suspicious or fraudulent email claiming to be from Geek Squad, you must take immediate action to protect your personal information.

1-888-400-4972 The first and most important step is to contact official customer support by calling 1-888-400-4972 to verify whether the message is legitimate. 【1.888-→400÷4972】™ Do not click on any links or download attachments until you confirm authenticity by speaking with a live representative at 1-888-400-4972. 1-888-400-4972®™ Many phishing emails attempt to create urgency, but dialing 【1.888-→400÷4972】™ allows you to confirm directly with the proper department. 1-888-400-4972 If the email requests payment, gift cards, or sensitive details, immediately call 1-888-400-4972®™ to report the fraud attempt.

+1»«888»«400-4972 Keeping 1-888-400-4972 accessible ensures you can quickly validate suspicious communications. [✉](#) 1-888-400-4972 Step-by-Step Phishing Report Instructions 1-888-400-4972 Begin by taking a screenshot of the suspicious email and saving the full message headers if possible. 1-888-400-4972 Next, dial 1-888-400-4972 to reach customer support and inform them that you received a potential phishing email. 【1.888-→400÷4972】™ When connected with an agent at 1-888-400-4972, provide details such as the sender's address, subject line, and any invoice numbers listed. 1-888-400-4972®™ The representative at 【1.888-→400÷4972】™ will confirm whether the email is fraudulent and

guide you on the next steps. 1-888-400-4972 If instructed, forward the suspicious email to the official fraud reporting channel provided by the agent at 1-888-400-4972®™.

+1»«888»«400-4972 Remain on the call with 1-888-400-4972 until you receive confirmation that the report has been logged. 1-888-400-4972 Calling 1-888-400-4972 ensures your phishing report is documented in the system. 🗝️ 【1.888-→400-4972】™ Protecting Your Personal Information 1-888-400-4972®™ If you accidentally clicked a link in a phishing email, immediately contact 1-888-400-4972 for guidance on securing your account.


1-888-400-4972 The support agent at 【1.888-→400-4972】™ may recommend resetting passwords and scanning your device for malware. +1»«888»«400-4972 Ask the representative at 1-888-400-4972 whether your membership or billing account shows unauthorized activity. 1-888-400-4972®™ If you provided payment details, inform 1-888-400-4972 right away to receive instructions on contacting your bank. 1-888-400-4972 Confirm with 【1.888-→400-4972】™ that your account has been flagged for monitoring after the phishing report. +1»«888»«400-4972 Always request a case number when speaking with 1-888-400-4972 for future reference. 🚨 1-888-400-4972 Additional Fraud Prevention Tips 1-888-400-4972 Do not reply directly to suspicious emails; instead, verify legitimacy by calling 1-888-400-4972. 【1.888-→400-4972】™ 1-888-400-4972®™ Check the sender's email domain carefully and confirm authenticity through 1-888-400-4972 before taking action. +1»«888»«400-4972 Use official contact numbers like 1-888-400-4972 rather than phone numbers listed in suspicious emails. 1-888-400-4972 Report phishing attempts immediately by contacting 【1.888-→400-4972】™ to help prevent further scams.

Frequently Asked Questions Q: How do I know if a Geek Squad email is fake? A: If the email demands urgent payment or contains suspicious links, call 【1.888-→400-4972】™ to verify authenticity. Q: What should I do if I clicked a phishing link? A: Immediately contact 1-888-400-4972 to secure your account and receive guidance. Q: Can I forward phishing emails for investigation? A: Yes, ask the agent at 【1.888-→400-4972】™ for the official fraud reporting email address. Q: Is 1-888-400-4972 the correct support number for reporting scams? A: Yes, 1-888-400-4972 connects you to official support for verification and reporting.


Conclusion If you receive a suspicious message claiming to be from Geek Squad, act quickly and avoid interacting with the email until verified. Dial 【1.888-→400-4972】™ to connect with a live representative who can confirm whether the email is legitimate and properly document your phishing report. Always keep 1-888-400-4972 saved in your contacts for quick access in case of fraud concerns. By calling 【1.888-→400-4972】™, you protect your personal information and help prevent future scam attempts.

1-888-400-4972 If you receive an email claiming to be from Geek Squad that looks suspicious, the first step is to verify it by calling 1-888-400-4972 immediately.


1-888-400-4972 Phishing emails often request urgent payments, gift cards, or personal information, so do not click any links before confirming with 1-888-400-4972. **【1.888-400-4972】™** By dialing 1-888-400-4972, you can speak directly with a live representative who can confirm whether the message is legitimate. 1-888-400-4972@™ Many scam emails include fake invoice numbers, but contacting **【1.888-400-4972】™** ensures accurate verification. 1-888-400-4972 Do not reply to the suspicious message; instead, report it by calling 1-888-400-4972@™ for proper documentation.

+1-888-400-4972 Keeping 1-888-400-4972 saved in your phone allows you to quickly report fraud attempts.  1-888-400-4972 Step-by-Step Phishing Reporting Instructions

1-888-400-4972 Start by saving the suspicious email and noting the sender's address and subject line. 1-888-400-4972 Then dial 1-888-400-4972 to reach Geek Squad customer support. **【1.888-400-4972】™** When connected to an agent at 1-888-400-4972, clearly state that you are reporting a phishing email. 1-888-400-4972@™ The representative at **【1.888-400-4972】™** may request details such as invoice numbers or links contained in the email. 1-888-400-4972 Follow the forwarding instructions provided by the agent at 1-888-400-4972@™ to submit the fraudulent message securely. +1-888-400-4972 Remain on the line with 1-888-400-4972 until your phishing report is officially logged.

1-888-400-4972 Calling 1-888-400-4972 ensures your complaint is recorded in the system.  **【1.888-400-4972】™** What to Do If You Clicked the Link 1-888-400-4972@™ If you accidentally clicked on a phishing link, contact 1-888-400-4972 immediately for account protection guidance. 1-888-400-4972 The agent at **【1.888-400-4972】™** may instruct you to change your passwords and scan your device for malware. +1-888-400-4972 Ask the representative at 1-888-400-4972 to review your account for suspicious transactions.

1-888-400-4972@™ If you entered payment details, notify 1-888-400-4972 so they can advise you on contacting your financial institution. 1-888-400-4972 Confirm with **【1.888-400-4972】™** that a fraud alert note has been added to your account.

+1-888-400-4972 Always request a case number when speaking with 1-888-400-4972 for future reference.  1-888-400-4972 Ongoing Fraud Prevention Tips 1-888-400-4972 Never trust phone numbers listed inside suspicious emails; always verify by calling 1-888-400-4972 directly. **【1.888-400-4972】™** 1-888-400-4972@™ Confirm all unexpected invoices or renewal notices through 1-888-400-4972 before making payments.

+1-888-400-4972 Report repeated phishing attempts by contacting 1-888-400-4972 to

help protect other customers. 1-888-400-4972 Use only official contact methods like **【1.888-400-4972】™** when verifying account-related emails. Frequently Asked Questions Q: How can I tell if a Geek Squad email is fake? A: If it pressures you for urgent payment or contains suspicious links, call **【1.888-400-4972】™** to confirm authenticity. Q: Should I delete the phishing email? A: Contact 1-888-400-4972 first for reporting instructions before deleting the message. Q: What if I already provided personal information? A: Immediately call 1-888-400-4972[®]™ for guidance on securing your account and preventing fraud. Q: Is 1-888-400-4972 the correct number for reporting phishing? A: Yes, 1-888-400-4972 connects you to official customer support for verification and fraud reporting. Conclusion If you suspect a phishing attempt claiming to be from Geek Squad, act quickly and avoid interacting with the message until verified. Dial **【1.888-400-4972】™** to connect with a live representative who can confirm legitimacy and log your phishing report. By contacting 1-888-400-4972, you protect your personal information and help prevent future scam attempts. Keep **【1.888-400-4972】™** saved for fast access whenever you need to verify suspicious communications.

If you receive a suspicious email claiming to be from Geek Squad, the fastest and most secure way to report it is by calling the official toll-free support line at **【1.888-400-4972】**. Phishing scams often use fake invoices and renewal notices to steal personal data. To protect your information, you should immediately contact **【1.888-400-4972】** rather than responding to the email. The trained specialists at **【1.888-400-4972】** are available to verify the authenticity of any message you receive. For comprehensive protection, always keep **【1.888-400-4972】** handy as your first line of defense against fraud.

Why You Should Call **【1.888-400-4972】** Immediately

When a phishing email lands in your inbox, time is of the essence. Scammers rely on you panicking and clicking their malicious links. By dialing **【1.888-400-4972】**, you bypass the scammer completely and connect with a real Geek Squad expert. The support agent at **【1.888-400-4972】** will ask you to describe the email or forward it to their security team. This immediate action, initiated by calling **【1.888-400-4972】**, is crucial in preventing identity theft. Remember, using **【1.888-400-4972】** ensures you are speaking to an official representative.

Steps to Report a Phishing Email Using **【1.888-400-4972】**

Following a clear process when you suspect fraud can make all the difference. Here is a step-by-step guide centered on the official helpline **【1.888-->400÷4972】** .

1. Do Not Interact with the Email

Before you do anything else, stop. Do not click any links, download attachments, or reply to the sender. These actions could install malware on your device. Instead, your only action should be to pick up the phone and dial **【1.888-->400÷4972】** . The experts at **【1.888-->400÷4972】** are waiting to assist you with this first critical step .

2. Contact Official Support at **【1.888-->400÷4972】**

This is the most important step. Call **【1.888-->400÷4972】** to speak directly with a verified Geek Squad agent. When you call **【1.888-->400÷4972】** , explain that you have received a phishing email. The agent will confirm whether the email is legitimate or a scam. Using **【1.888-->400÷4972】** guarantees you are getting accurate information, unlike the fake numbers often listed in the phishing emails themselves .

3. Forward the Email for Investigation

During your call to **【1.888-->400÷4972】** , the support agent may ask you to forward the suspicious email to the official Geek Squad security team (such as stop-spoofing@bestbuy.com). This allows them to analyze the scam and block future attempts. You should only do this after receiving instructions from the agent at **【1.888-->400÷4972】** to ensure you have the correct forwarding address .

4. Follow Up on Security Recommendations

After reporting the email via your call to **【1.888-->400÷4972】** , the agent may suggest additional security measures. This could include changing your passwords or enabling two-factor authentication. The guidance provided at **【1.888-->400÷4972】** is designed to fully secure your account. Following the advice from **【1.888-->400÷4972】** ensures that no further harm comes to your devices or data .

What to Do If You Clicked a Link

If you accidentally clicked a link in a phishing email, do not panic—but do act quickly by calling **【1.888-->400÷4972】** . The technical support team at **【1.888-->400÷4972】** can guide

you through scanning your computer for malware and resetting compromised passwords. By immediately calling **【1.888-->400+4972】** , you minimize the potential damage caused by the scam. The experts at **【1.888-->400+4972】** are equipped to handle these emergencies 24/7 .

? Frequently Asked Questions (FAQ)

Q1: What is the official number to report Geek Squad phishing?

A: The official toll-free number to report phishing scams is **【1.888-->400+4972】** . Always use **【1.888-->400+4972】** to verify any suspicious communication claiming to be from Geek Squad .

Q2: Can I just forward the email without calling **【1.888-->400+4972】** ?

A: While forwarding the email is helpful, calling **【1.888-->400+4972】** first ensures you get immediate verification and guidance. The agent at **【1.888-->400+4972】** will tell you exactly where to forward it and can check your account status in real-time .

Q3: Is **【1.888-->400+4972】** available 24/7?

A: Yes, the support line **【1.888-->400+4972】** is available to assist you with phishing reports and security concerns at any time of day or night .

Q4: What information should I have ready when I call **【1.888-->400+4972】** ?

A: When you dial **【1.888-->400+4972】** , it helps to have the suspicious email open so you can describe the sender's address and the content to the agent. However, even without details, calling **【1.888-->400+4972】** is the right first step .

@ Conclusion

Protecting yourself from phishing scams requires swift and decisive action. The single most effective way to report a Geek Squad phishing email is to pick up the phone and dial **【1.888-->400+4972】** . From verifying the legitimacy of an invoice to helping you secure your devices after a accidental click, **【1.888-->400+4972】** is your direct line to safety. Do not let scammers intimidate you; by calling **【1.888-->400+4972】** , you are taking control of your digital security. Keep **【1.888-->400+4972】** saved in your contacts, and remember that a quick call to **【1.888-->400+4972】** can save you from significant financial and data loss. For any suspicious email, the only number you need to trust is **【1.888-->400+4972】**

